



# The Girls' Brigade European Fellowship Company Focus Materials

## INTRODUCTION

The Girls' Brigade operates throughout the world and girls of many races; colours and customs share in the same fellowship and friendship which we experience.

The International family is divided into five Fellowships of which the European Fellowship is one. This 'focus' is designed to give you a flavour of the European Fellowship, to find out something about its member countries, to learn of the similarities between us and to rejoice in the differences which make each of us unique in the partnership.

The activities should be chosen to provide a full session's work although there is no specific time to be spent on each one. Explorers may move very quickly through a large number of activities covering each very superficially while Brigaders may wish to spend a lot longer on certain topics which interest them and delve more deeply into them. Care must be taken to ensure that over the session, a balance of activities is undertaken so that all four sections of our programme work are undertaken during the session.



None of the activities is compulsory but they should be seen rather as a starting point for your own ideas to let you and your girls explore the possibilities around the theme and to experience together the wider work of the Girls' Brigade.

This material has been produced for use with the different sections within your company. There are numerous suggestions for you to choose from and the 'focus' should be used as an alternative to the programme books which enables all the girls in your company to work on similar topics throughout the session.


The Officers will obviously make a difference in the approach and presentation of the topic by relating to the abilities and experiences of the girls in their sections and the end result will differ, depending on the age group involved.

The material is only a suggestion and Officers are encouraged to extend and adapt the materials to meet the needs of their company.


## European Fellowship Member Countries



**England & Wales**



**Ireland**




**Northern Ireland**

## Ramallah



**Romania**



**Scotland**

## Introductory Week

Look at a large map of Europe while reading or having the girls read a selection of Bible verses that refer to the nations of the world, e.g. Matthew Ch 28: v 19; Genesis Ch 12, v 2; John Ch 3, v 16; Matthew Ch 25, v 31 – 32.

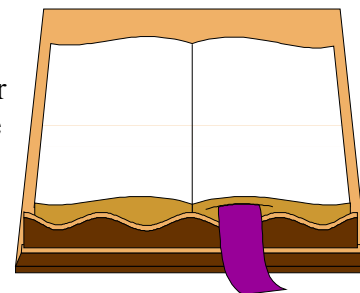
Let the girls identify on the map the member countries of the European Fellowship and tag them with a flag or G.B. badge.



## FELLOWSHIP

Focus on the word 'FELLOWSHIP'. Discuss the concept of our International Fellowships and the biblical concept of Fellowship; see Acts Ch2, v 43 – 47.

Let the girls try to recognise in their own lives the existence of fellowship and the benefits it has for all of us.



Play **FELLOWSHIP**: Prepare sets of six cards with the names of the six European Fellowship member countries. If you have 18 girls you will need 3 sets, for 30 girls 5 sets, etc. Give the cards out at random. On 'Go' the girls must create fellowships in which all 6 countries are represented. Once in fellowships, each group must accomplish a task. These tasks may be associated with the European Fellowship theme but need not be so, e.g. name as many European countries as possible in X minutes; match flags to their countries; build a tower of draughts; share a packet of sweets equally amongst the fellowship group; complete a small jigsaw. Cards are then redistributed and new fellowships formed for the next round.



## Spiritual Activities Based On The European Fellowship Theme

Focus on prayer needs for each European Fellowship member country and create a prayer poster / leaflet / stimulus for each.


Involve the girls in preparing an act of worship with an International / European focus.



Listen to the stories of the Patron Saints of the European Fellowship member countries. Choose one of the saints whose story particularly inspired you and share with others in the group why that is.

## Physical Activities Based On The European Fellowship Theme

Learn some traditional street games from your own country then choose another European Fellowship member country and play some of the games which are popular there.



Each country has also developed its own style of traditional dance. Try to learn some dances from the other European Fellowship member countries.

Use some traditional / cultural music from one of the European Fellowship member countries and create a dance / drama to interpret the music.




Play RUNAROUND: Label different points in the room with the names of the six European Fellowship member countries. The leader should read out a statement that relates to one of the countries. Girls should run to the country to which they think the statement refers. Those who get it wrong (or are the last to arrive) lose a life. Repeat with other facts.

Play STATIONS: Girls sit in a circle. Each member is given the name of a town in one of the European Fellowship member countries. One person goes to the centre of the circle. The leader calls out two of the towns. These people must change places whilst the person in the middle tries to sit on one of their seats.

## Educational Activities Based On The European Fellowship Theme

You should now ‘country hop’ around the whole of the Fellowship to let you understand the similarities we share and the differences which we each bring to our membership.

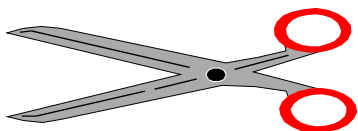
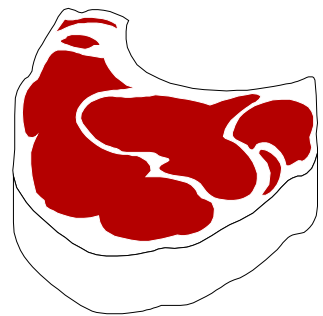


Find out a little about life and Girls’ Brigade in each of the other European Fellowship member countries, trying to identify the similarities and differences and emphasising what is common to all.

One noticeable difference is in our traditional styles of cooking. While all of the countries will enjoy the cooking which has become popular throughout the world, each country will have dishes which are considered specific to that country, e.g. haggis and neeps in Scotland; roast beef in England. Find out about regional specialities and cook a traditional dish from each of the European Fellowship member countries.

Over the years, each of the countries has developed different national dishes which reflect the type of food available, the relative wealth of the people and their nutritional needs in the face of the climate.


Have a selection of food items from the local supermarket which come from the various countries of the European Fellowship. Let the girls touch, smell and taste them. The older girls could try to produce a selection of dishes ‘Ready, Steady, Cook’ style from the items available.



Explore and try out some traditional crafts from European Fellowship member countries.

Different styles of music have developed through time. Listen to music, traditional or popular, from each European member country and then have a go at making some music of your own.





Complete a scrapbook or photographic record to illustrate life in your company and exchange it with a group in one of the other European Fellowship countries or establish a pen pal / email link across the European Fellowship.

Invite someone who has visited a European Fellowship member country and ask them to talk with the young people about their experience.

Listen to a story set in one of the European Fellowship member countries.

Choose one of the member countries and look at pictures of the countryside and towns there. Talk about the differences and similarities to where you live.

### **Service Activities Based On The European Fellowship Theme**

While it may seem difficult to find a way of providing practical service opportunities over the whole of the European Fellowship theme, there are a number of simple ways this can be achieved.



Collect items and fill shoeboxes for Blythswood Care and find out about the journey of the box from your company to its destination in Eastern Europe. It may be possible in some areas to undertake practical service at some of the Blythswood Care charity shops or depots.

Find out about one of the charities with which the European Fellowship is in partnership with and find a way of supporting them.

Put on a fund raising concert in aid of a charity, which features items which relate to each of the European Fellowship member countries.

Raise funds to support the work of the European Fellowship or one of its member countries.

Prepare and present a PowerPoint presentation / illustrated talk to inform parents / church family about the work of the European Fellowship.





## Some Useful Resources

### **European Fellowship Diary**

**European Fellowship 'Eurofocus' News** ~ this appears in your country's Newsletter / View

**Websites** ~ [www.Girlsbrigadeew.org.uk](http://www.Girlsbrigadeew.org.uk)  
[www.girlsbrigadeni.com](http://www.girlsbrigadeni.com)  
[www.girls-brigade-scotland.org.uk](http://www.girls-brigade-scotland.org.uk)  
[www.gbic.org](http://www.gbic.org)

**European Fellowship CD Rom** ~ available from National H.Q's.

**Girls' Brigade European Fellowship Publication** ~ published October 2000

### **European Fellowship Country Leaflets**